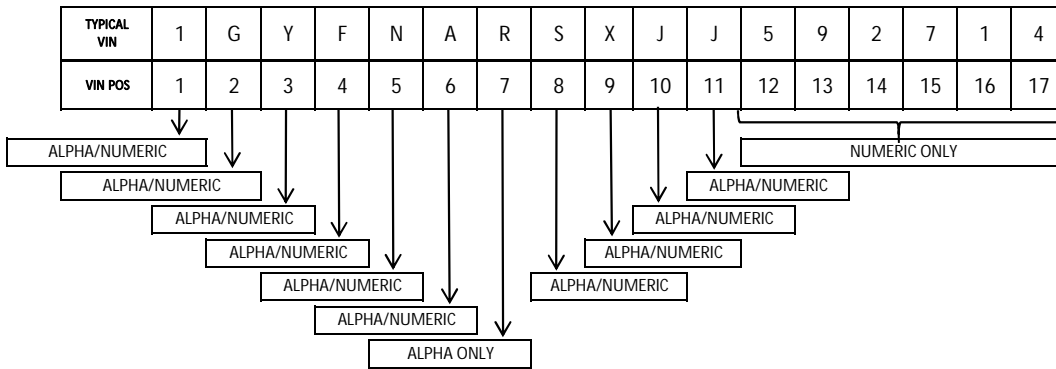
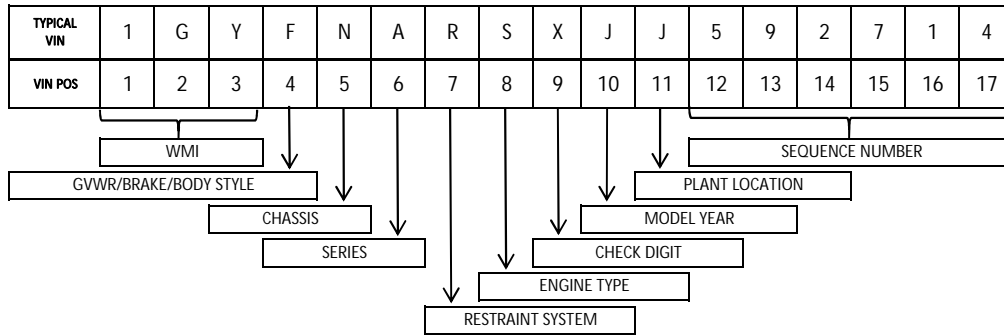


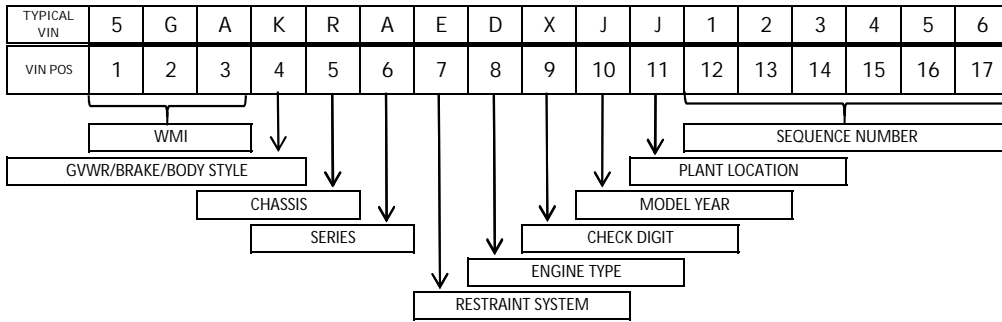


Light Duty Trucks, MPV & Incomplete Vehicle Identification Numbering System





**Buick Enclave**



**1-3: WORLD MAKE/MANUFACTURER IDENTIFIER (WMI)**

1: Region of Build	5: United States
2: Manufacturer	G: General Motors
3: Vehicle Brand/Type	A: Buick MPV

**7: RESTRAINT SYSTEM**

K: AYQ - Active Manual Belts, Airbag - Driver & Passenger - Front (1st row), Front Seat Side (1st Row), Front Inboard Seat Side (1st row), Roof Side (all seating rows)
---

**4: GVWR/BRAKE SYSTEM/BODY STYLE**

GVW (Lbs)/ Brake System		Body Style
Class E: 6,001-7,000	Hyd.	56 - Four (4) Door Cab/Utility Extended
		E

**8: ENGINE TYPE**

W: LFY -ENGINE GAS, 6CYL, V6, 3.6L, SIDI, DOHC, ATSS, GEN 1
---

**9: CHECK DIGIT**

0-9, X - Calculated by POMS
-----------------------------

**10: MODEL YEAR**

J: 2018
---------

**5-6: CHASSIS/SERIES**

Book N:

R	A:	Buick Enclave, FWD
R	B:	Buick Enclave, FWD Essence
R	C:	Buick Enclave, FWD Premium
R	D:	Buick Enclave, FWD Avenir
R	7:	Buick Enclave, FWD (Non-US, Non-Canada)
V	A:	Buick Enclave, AWD Essence
V	B:	Buick Enclave, AWD Premium
V	C:	Buick Enclave, AWD Avenir
V	7:	Buick Enclave, AWD (Non-US, Non-Canada)

**11: PLANT LOCATION**

When VIN position 1 is "5" (USA):

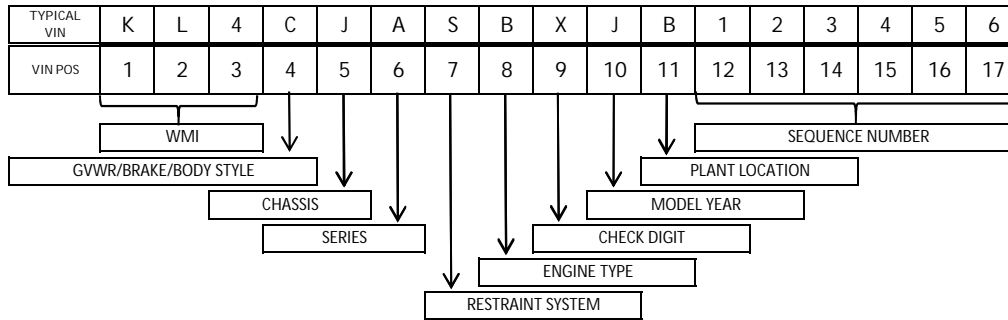
J: Lansing - Delta Township
-----------------------------

**12-17: SEQUENCE NUMBER**

Positions 12 through 17 represent the number sequentially assigned by the manufacturer in the production process.
---



### Buick Encore



1-3: WORLD MAKE/MANUFACTURER IDENTIFIER (WMI)	
1: Region of Build	K: South Korea
2: Manufacturer	L: GM Korea
3: Vehicle Brand/Type	4: Buick MPV

4: GVWR/BRAKE SYSTEM/BODY STYLE		
GVW (Lbs)/ Brake System	Body Style	
Class C: 4,001-5,000	Hyd.	C

5-6: CHASSIS/SERIES	
<u>Book J</u>	
J A:	Buick Encore Preferred FWD
J B:	Buick Encore Preferred II FWD
J C:	Buick Encore Essence FWD
J D:	Buick Encore Premium FWD
J E:	Buick Encore Preferred AWD
J F:	Buick Encore Preferred II AWD
J G:	Buick Encore Essence AWD
J H:	Buick Encore Premium AWD
J 1:	Buick Encore, Sport Touring FWD
J 2:	Buick Encore, Sport Touring AWD
J 3:	Buick Encore FWD

7: RESTRAINT SYSTEM	
E:	AYO - Active Manual Belts, Airbags-Driver & Passenger-Front (1st row), Front Seat Side (1st row), Roof Side (all seating rows)
S:	AYF - Active Manual Belts, Airbags - Driver & Passenger Front (1st row), Front Seat Side (1st row) & Rear Seat Side (2nd row), Roof Side (all seating rows), Driver & Passenger knee (1st row)

8: ENGINE TYPE	
B:	LUV - ENGINE GAS, 4 CYL, 1.4L, MFI, DOHC, TURBO, VVT, ALUM, GME E85 MAX
M:	LE2 - ENGINE GAS, 4 CYL, L4, 1.4L, DI, DOHC, VVT, TURBO, ALUM GEN 1, GMNA

9: CHECK DIGIT	
0-9, X - Calculated by POMS	

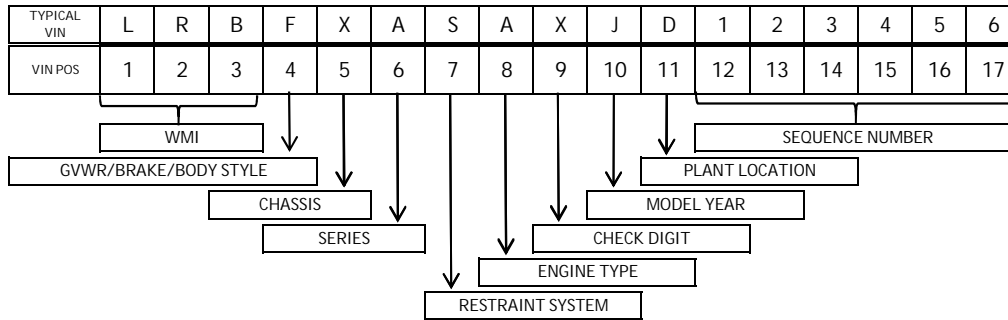
10: MODEL YEAR	
J:	2018

11: PLANT LOCATION	
<u>When VIN position 1 is "K" (S. Korea):</u>	
B:	Bupyeong

12-17: SEQUENCE NUMBER	
Positions 12 through 17 represent the number sequentially assigned by the manufacturer in the production process.	



**Buick Envision**



1-3: WORLD MAKE/MANUFACTURER IDENTIFIER (WMI)	
1: Region of Build	L: People's Republic of China
2: Manufacturer	R: SAIC GM
3: Vehicle Brand/Type	B: Buick MPV

4: GVWR/BRAKE SYSTEM/BODY STYLE	
GVW (Lbs)/ Brake System	Body Style
Class D: 5,001-6,000	26- Four (4) Door Cab/Utility
Hyd.	F

5-6: CHASSIS/SERIES	
<u>Book X</u>	
X A:	Buick Envision, FWD
X B:	Buick Envision, Preferred, FWD
X C:	Buick Envision, Preferred, AWD
X 1:	Buick Envision, Essence, FWD
X 2:	Buick Envision, Essence, AWD
X 3:	Buick Envision, Premium Package, AWD
X 4:	Buick Envision, Premium II Package, AWD
X 8:	Buick Envision, (Non-US, Non-Canada)

7: RESTRAINT SYSTEM	
S:	AUJ - Active Manual Belts, Airbags - Driver & Passenger Front (1st row), Front Seat Side (1st row) & Rear Seat Side (2nd row), Roof Side (all seating rows), Driver & Passenger knee (1st row)

8: ENGINE TYPE	
A:	LCV - ENGINE GAS, 4 CYL, 2.5L, L4, SIDI, DOHC, DCVCP, VVT, E85 MAX, E0-E100, ALUM
X:	LTG - ENGINE GAS, 4 CYL, 2.0L, SIDI, L4, ALUM DOHC, VVT, DCVCP TURBO, E0-E100, ALUM

9: CHECK DIGIT	
0-9, X - Calculated by POMS	

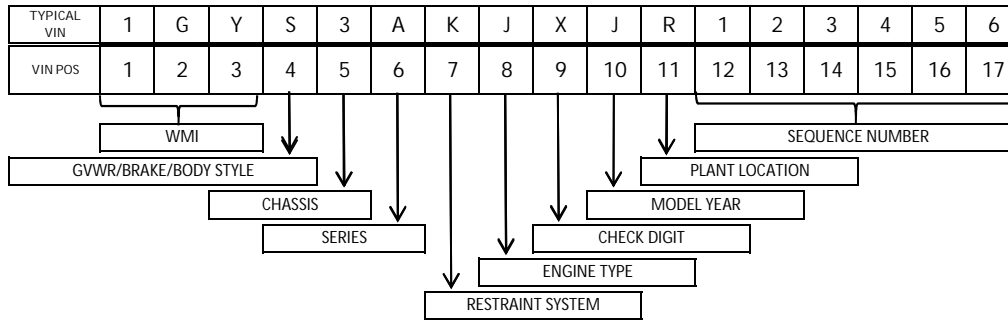
10: MODEL YEAR	
J:	2018

11: PLANT LOCATION	
When VIN position 1 is "L" (China):	
D:	Dong Yue

12-17: SEQUENCE NUMBER	
Positions 12 through 17 represent the number sequentially assigned by the manufacturer in the production process.	



### Cadillac Escalade



1-3: WORLD MAKE/MANUFACTURER IDENTIFIER (WMI)	
1: Region of Build	1: United States
2: Manufacturer	G: General Motors
3: Vehicle Brand/Type	Y: Cadillac MPV

7: RESTRAINT SYSTEM	
E:	AYO - Active Manual Belts, Airbags - Driver & Passenger Front (1st row), Front Seat Side (1st row), Roof Side (All seating rows)
K:	AYQ - Active Manual Belts, Airbag - Driver & Passenger - Front (1st row), Front Seat Side (1st Row), Front Inboard Seat Side (1st row), Roof Side (all seating rows)

4: GVWR/BRAKE SYSTEM/BODY STYLE	
GVW (Lbs)/ Brake System	Body Style
Class F: 7,001-8,000 Hyd.	06- Four (4) Door Cab/Utility S

8: ENGINE TYPE	
J:	L86 - ENGINE GAS, 8 CYL, 6.2L, SIDI VVT, AFM, E85 MAX, ALUM, GM

5-6: CHASSIS/SERIES	
<u>Book 6</u>	
3	A: Cadillac Escalade 2WD
3	B: Cadillac Escalade Luxury 2WD
3	C: Cadillac Escalade Premium Luxury 2WD
3	D: Cadillac Escalade Platinum 2WD
3	7: Cadillac Escalade 2WD (Export only)
3	G: Cadillac Escalade ESV 2WD
3	H: Cadillac Escalade ESV Luxury 2WD
3	J: Cadillac Escalade ESV Premium Luxury 2WD
3	K: Cadillac Escalade ESV Platinum 2WD
3	8: Cadillac Escalade ESV 2WD (Export Only)
4	A: Cadillac Escalade 4WD
4	B: Cadillac Escalade Luxury 4WD
4	C: Cadillac Escalade Premium Luxury 4WD
4	D: Cadillac Escalade Platinum 4WD
4	7: Cadillac Escalade 4WD (Export only)
4	G: Cadillac Escalade ESV 4WD
4	H: Cadillac Escalade ESV Luxury 4WD
4	J: Cadillac Escalade ESV Premium Luxury 4WD
4	K: Cadillac Escalade ESV Platinum 4WD
4	8: Cadillac Escalade ESV 4WD (Export Only)

9: CHECK DIGIT	
0-9, X - Calculated by POMS	

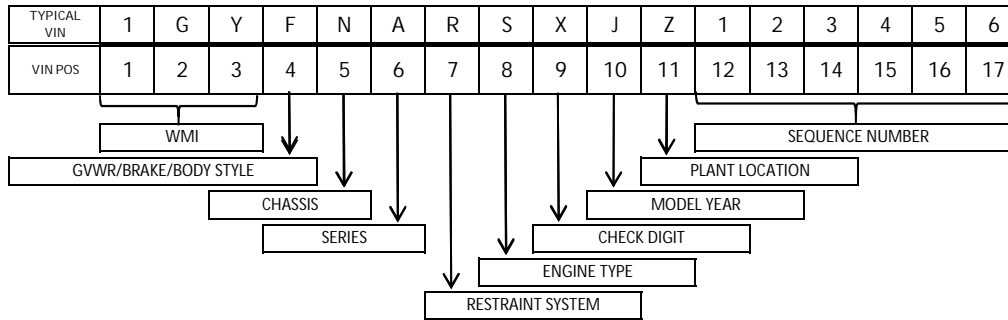
10: MODEL YEAR	
J:	2018

11: PLANT LOCATION	
When VIN position 1 is "1" (USA):	
R:	Arlington

12-17: SEQUENCE NUMBER	
Positions 12 through 17 represent the number sequentially assigned by the manufacturer in the production process.	



**Cadillac XT5**



1-3: WORLD MAKE/MANUFACTURER IDENTIFIER (WMI)	
1: Region of Build	1: United States
2: Manufacturer	G: General Motors
3: Vehicle Brand/Type	Y: Cadillac MPV

7: RESTRAINT SYSTEM	
R:	AYG - Active Manual Belts, Airbags-Driver & Passenger-Front (1st row), Front Seat Side (1st row), Roof Side (all seating rows), Driver & Passenger knee (1st row)

8: ENGINE TYPE	
S:	LGX - ENGINE GAS, 6 CYL, 3.6L, V6, DI, DOHC, VVT, ALUM, GEN 2

4: GVWR/BRAKE SYSTEM/BODY STYLE		
GVW (Lbs)/ Brake System	Body Style	
	26- Four (4) Door Cab/Utility	
Class D: 5,001-6,000	Hyd.	F
Class E: 6001-7000	Hyd.	K

9: CHECK DIGIT	
0-9, X	- Calculated by POMS

10: MODEL YEAR	
J:	2018

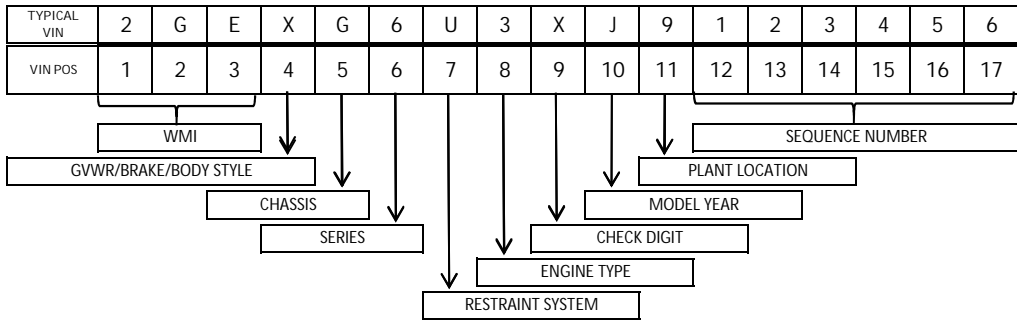
5-6: CHASSIS/SERIES		
<u>Book N</u>		
N	A	Cadillac XT5 FWD
N	B	Cadillac XT5 AWD
N	C	Cadillac XT5 Luxury FWD
N	D	Cadillac XT5 Luxury AWD
N	E	Cadillac XT5 Premium Luxury FWD
N	F	Cadillac XT5 Premium Luxury AWD
N	G	Cadillac XT5 Platinum AWD
N	9:	Cadillac XT5, (Non US, Non Canada)

11: PLANT LOCATION	
When VIN position 1 is "1" (USA):	
Z:	Springhill

12-17: SEQUENCE NUMBER	
Positions 12 through 17 represent the number sequentially assigned by the manufacturer in the production process.	



Cadillac Stretch Limousine, Funeral Coach, Armored Vehicle



1-3: WORLD MAKE/MANUFACTURER IDENTIFIER (WMI)	
1: Region of Build	2: Canada
2: Manufacturer	
G: General Motors	
3: Vehicle Brand/Type	
E: Cadillac Incomplete	

4: GVWR/BRAKE SYSTEM/BODY STYLE	
	Body Style
GVW (Lbs)/ Brake System	69 - Sedan 4 - Door, 4 Window, Notchback
Class E: 6,001-7,000	Hyd. X

5-6: CHASSIS/SERIES	
<u>Book OG</u>	
G: 6:	Cadillac Stretch Limousine
G: 7:	Cadillac Funeral Coach
G: 8:	Cadillac Armored Vehicle

7: RESTRAINT SYSTEM	
U: ANH - Active Manual Belts, Airbags-Driver & Passenger-Front (1st row), Front Seat Side (1st row), Front Roof Side (1st row), Knee (1st row)	

8: ENGINE TYPE	
3:	LFX - ENGINE GAS, 6 CYL, 3.6L, SIDI, DOHC, VVT, E85 MAX, ALUM GM

9: CHECK DIGIT	
0-9, X - Calculated by POMS	

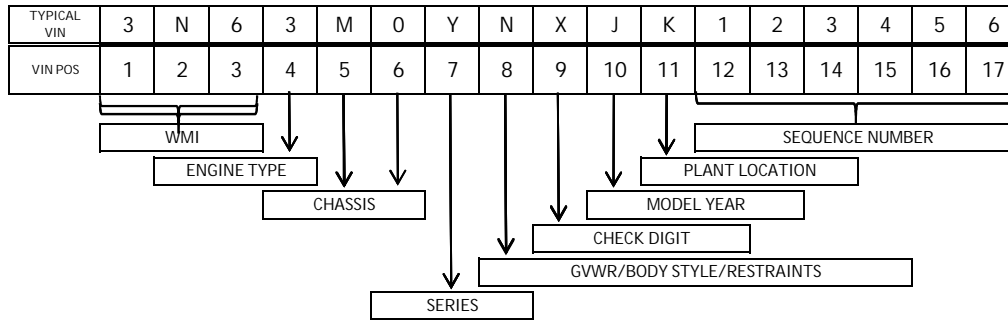
10: MODEL YEAR	
J:	2018

11: PLANT LOCATION	
When VIN position 1 is "2" (Canada):	
9:	Oshawa #1 (OSH)

12-17: SEQUENCE NUMBER	
Positions 12 through 17 represent the number sequentially assigned by the manufacturer in the production process.	



### Chevrolet City Express



**1-3: WORLD MAKE/MANUFACTURER IDENTIFIER (WMI)**

1: Region of Build  
 3: Mexico

2: Manufacturer  
 N: Manufactured by Nissan for General Motors

3: Vehicle Brand/Type  
 6: Chevrolet Truck

**4: Engine Type**

3: LOA - ENGINE GAS, 4 CYL, 2.0L

**5-6: Make/Line/Series**

**M0:** Chevrolet City Express

**7: Series**

Y: Chevrolet City Express LS  
 Z: Chevrolet City Express LT

**8: GVWR/Body Style/Restrains**

N: Class C: 4,001-5,000 '60 - Cargo Van (City Express Only),  
 Active Manual Belts, Airbags - Driver & Passenger-Front, Front Seat Side, Roof Side

**9: CHECK DIGIT**

0-9, X - Calculated

**10: MODEL YEAR**

J: 2018

**11: PLANT LOCATION**

When VIN position 1 is "3" (Mexico):  
 K: NME - Cuernavaca Mexico

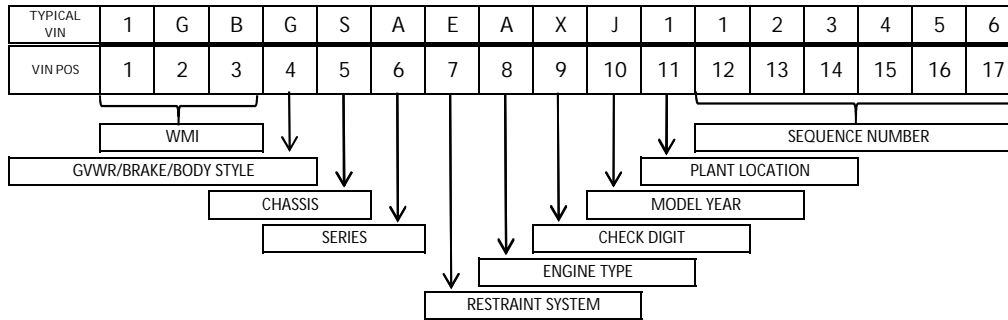
**12-17: SEQUENCE NUMBER**

Positions 12 through 17 represent the number sequentially assigned by the manufacturer in the production process.





### Chevrolet Colorado



**1-3: WORLD MAKE/MANUFACTURER IDENTIFIER (WMI)**

1: Region of Build	Valid Combinations
1: United States	1GB
2: Manufacturer	1GC
G: General Motors	
3: Vehicle Brand/Type	
B: Chevrolet Incomplete Truck	
C: Chevrolet Truck	

**7: RESTRAINT SYSTEM**

E: AYO - Active Manual Belts, Airbags-Driver & Passenger-Front (1st row), Front Seat Side (1st row), Roof Side (all seating rows)
---

**8: ENGINE TYPE**

A: LCV - ENGINE GAS, 4 CYL, 2.5L, L4, SIDI, DOHC, DCVCP, VVT, E85 MAX, E0-E100, ALUM
N: LGZ - ENGINE GAS, 6CYL, 3.6L, V6, DI, DOHC, VVT, ALUM, VAR2, GEN 2
1: LWN - ENGINE DIESEL, 2.8L, DI, L4, DOHC, TURBO, XLDE

**4: GVWR/BRAKE SYSTEM/BODY STYLE**

GVW (Lbs) / Brake System	Body Style	
	43 - Four (4) Door Crew Cab/Utility	53 - Extended Cab
Class D: 5,001-6,000 Hyd.	G	H
Class E: 6,001-7,000 Hyd.	P	R

**9: CHECK DIGIT**

0-9, X - Calculated by POMS
-----------------------------

**10: MODEL YEAR**

J: 2018
---------

**5-6: CHASSIS/SERIES**

Book 52

S	A:	Chevrolet Colorado, Base 2WD
S	B:	Chevrolet Colorado, Work Truck 2WD
S	C:	Chevrolet Colorado, LT 2WD
S	D:	Chevrolet Colorado, Z71 2WD
S	9:	Chevrolet Colorado, (Non-US, Non-Canada) 2WD
T	B:	Chevrolet Colorado, Work Truck 4WD
T	C:	Chevrolet Colorado, LT 4WD
T	D:	Chevrolet Colorado, Z71 4WD
T	E:	Chevrolet Colorado ZR2 4WD
T	9:	Chevrolet Colorado, (Non-US, Non-Canada) 4WD

**11: PLANT LOCATION**

When VIN position 1 is "1" (USA):

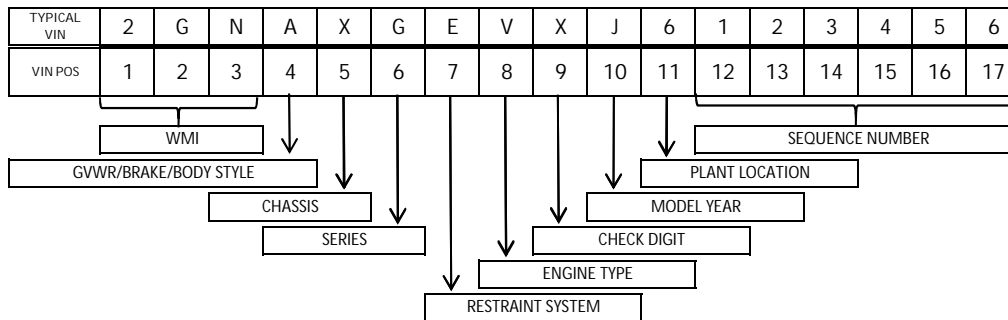
1: Wentzville
---------------

**12-17: SEQUENCE NUMBER**

Positions 12 through 17 represent the number sequentially assigned by the manufacturer in the production process.



### Chevrolet Equinox



1-3: WORLD MAKE/MANUFACTURER IDENTIFIER (WMI)	
1: Region of Build	
2: Canada	
3: Mexico	
2: Manufacturer	
G: General Motors	
3: Vehicle Brand/Type	
N: Chevrolet MPV	

4: GVWR/BRAKE SYSTEM/BODY STYLE		
GVW (Lbs)/ Brake System	Body Style	
Class C: 4,001-5,000	Hyd.	26- Four (4) Door Cab/Utility
		A

5-6: CHASSIS/SERIES	
<u>Book X</u>	
X G:	Chevrolet Equinox L FWD
X H:	Chevrolet Equinox LS FWD
X J:	Chevrolet Equinox LT FWD (1LT)
X K:	Chevrolet Equinox LT FWD (2LT)
X L:	Chevrolet Equinox LT FWD (3LT)
X M:	Chevrolet Equinox Premier FWD (1LZ)
X N:	Chevrolet Equinox Premier FWD (2LZ)
X P:	Chevrolet Equinox Premier FWD (3LZ)
X R:	Chevrolet Equinox LS AWD
X S:	Chevrolet Equinox LT AWD (1LT)
X T:	Chevrolet Equinox LT AWD (2LT)
X U:	Chevrolet Equinox LT AWD (3LT)
X V:	Chevrolet Equinox Premier AWD (1LZ)
X W:	Chevrolet Equinox Premier AWD (2LZ)
X X:	Chevrolet Equinox Premier AWD (3LZ)
X 9:	Chevrolet Equinox, (Non-US, Non-Canada)

7: RESTRAINT SYSTEM	
D:	AJG - Active Manual Belts, Airbags-Driver & Passenger-Front (1st row), & Front Seat Side (1st row)
E:	AYO/AYC - Active Manual Belts, Airbags-Driver & Passenger-Front (1st row), Front Seat Side (1st row), Roof Side (all seating rows)

8: ENGINE TYPE	
U:	LH7 - ENGINE DIESEL, UREA, 4 CYL, 1.6L, L4, CRI, DOHC, VGT, ALUM
V:	LYX - ENGINE GAS, 4 CYL, L4, 1.5L, DI, DOHC, VVT, FGT, TURBO, ALUM, GEN 1
X:	LTG - ENGINE GAS, 4 CYL, 2.0L, SIDI, L4, ALUM DOHC, VVT, DCVCP TURBO, E0-E100, ALUM
8:	LVL - ENGINE DIESEL, 4 CYL, 1.6L, CRI, DOHC, VGT, 103KW
9:	LWW - ENGINE DIESEL, 4 CYL, 1.6L, L4, VGT, DOHC, ALUM, A16DTH GEN 1

9: CHECK DIGIT	
0-9, X - Calculated by POMS	

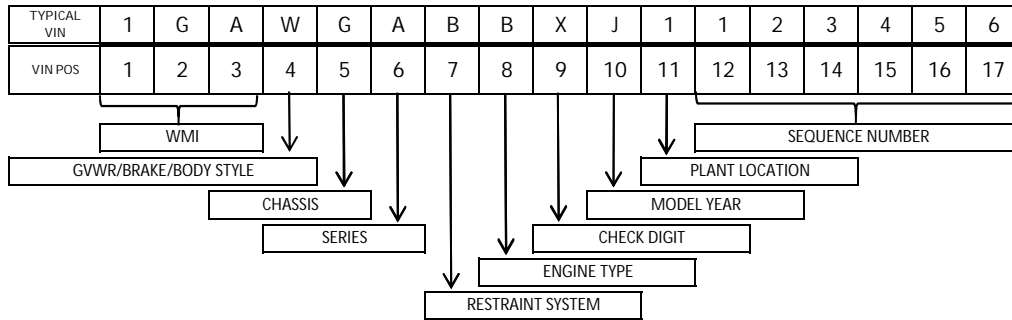
10: MODEL YEAR	
J:	2018

11: PLANT LOCATION	
<u>When VIN position 1 is "2" (Canada):</u>	
6:	CAMI
<u>When VIN position 1 is "3" (Mexico):</u>	
L:	San Luis Potosi
S:	Ramos Arizpe

12-17: SEQUENCE NUMBER	
Positions 12 through 17 represent the number sequentially assigned by the manufacturer in the production process.	



## Chevrolet Express



1-3: WORLD MAKE/MANUFACTURER IDENTIFIER (WMI)	
1: Region of Build	Valid Combinations
1: United States	1GA
2: Manufacturer	1GB
G: General Motors	1GC
H: Navistar Inc.	1HA (Navistar Only)
3: Vehicle Brand/Type	
A: Chevrolet Bus (Non School Bus)	
B: Chevrolet Incomplete Truck	
C: Chevrolet Truck	
A: Chevrolet Incomplete Truck (Navistar Only)	

7: RESTRAINT SYSTEM	
B:	AJ3 - Active Manual Belts, Airbag - Driver only - Front
C:	AK5 - Active Manual Belts, Airbag-Driver & Passenger-Front (1st row)
F:	(AK5&ASF) - Active Manual Belts, Airbags-Driver & Passenger - Front (1st row), Front Seat Side (1st row), Roof Side (All seating rows for vehicles with 3 or fewer seating rows; 1st, 2nd and 3rd row for vehicles with 4 or more seating rows)
H:	(AJ3&ASF) -Active Manual Belts, Airbag - Driver only - Front, Front Seat Side (1st row), Roof Side (All seating rows for vehicles with 3 or fewer seating rows; 1st, 2nd and 3rd row for vehicles with 4 or more seating rows)

4: GVWR/BRAKE SYSTEM/BODY STYLE			
GVW (Lbs)/ Brake System	Body Style		
	05/06 - Cargo Van/Four (4) Door Cab/Utility, Passenger Van	03 - Commercial Special Cutaway, Two (2) Door Cab pick-up, Motor Home Chassis	
Class G: 8,001-9,000 Hyd.	W	Y	
Class H: 9,001-10,000 Hyd.	Z	0	
Class 3: 10,001-14,000 Hyd.		3	
Class 4: 14,001-16,000 Hyd.		6	

8: ENGINE TYPE	
B:	LC8 - ENGINE FLEXIBLE FUEL, (LPG/CNG), 8 CYL, V8, 6.0L, SFI, GEN 1, GMNA
G:	L96 - ENGINE FLEXIBLE FUEL, (GAS/ETHANOL), 8 CYL, 6.0L, SFI IRON, GM
P:	LV1 -ENGINE GAS, 6 CYL, 4.3L, SIDI, V6, VVT, E85 MAX, IRON
1:	LWN - ENGINE DIESEL, 2.8L, DI, L4, DOHC, TURBO, XLDE

9: CHECK DIGIT	
0-9, X	- Calculated by POMS

10: MODEL YEAR	
J:	2018

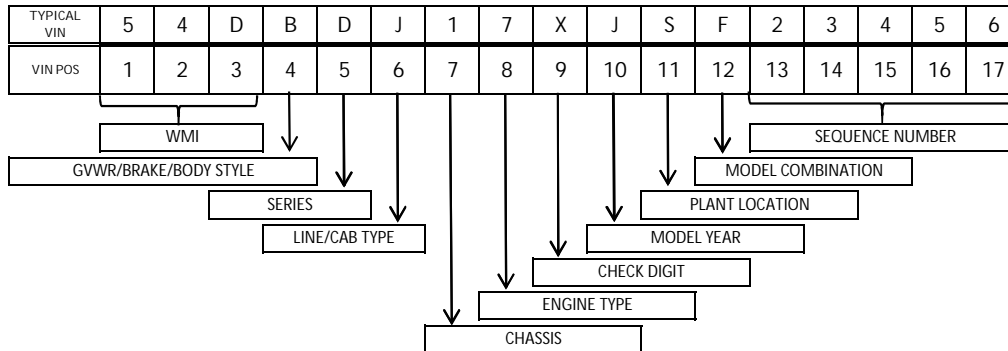
11: PLANT LOCATION	
When VIN position 1 is "1" (USA):	
1:	Wentzville
N:	Springfield

5-6: CHASSIS/SERIES	
<b>Book 8</b>	
G A:	Chevrolet Express, 2500 Cargo
G B:	Chevrolet Express, 2500 Cargo Ext
G E:	Chevrolet Express, 2500 Passenger LS
G F:	Chevrolet Express, 2500 Passenger LT
G G:	Chevrolet Express, 3500 Cargo
G H:	Chevrolet Express, 3500 Cargo Ext
G L:	Chevrolet Express, 3500 Passenger LS
G M:	Chevrolet Express, 3500 Passenger LT
G N:	Chevrolet Express, 3500 Passenger LS Ext
G P:	Chevrolet Express, 3500 Passenger LT Ext
G R:	Chevrolet Express, 3500 Cutaway 139" Wheelbase
G S:	Chevrolet Express, 3500 Cutaway 159" Wheelbase
G T:	Chevrolet Express, 3500 Cutaway 177" Wheelbase
G U:	Chevrolet Express, 4500 Cutaway 159" Wheelbase
G V:	Chevrolet Express, 4500 Cutaway 177" Wheelbase
G 9:	Chevrolet Express, (Non-US, Non-Canada)

12-17: SEQUENCE NUMBER	
Positions 12 through 17 represent the number sequentially assigned by the manufacturer in the production process.	



### Chevrolet Low Cab Forward



1-3: WORLD MAKE/MANUFACTURER IDENTIFIER (WMI)	
1: Region of Build	Valid Combinations
J: Japan	JAL
5: United States	54D
2: Manufacturer	
A: Isuzu Motors Ltd.	
4: Spartan Motors Chassis Inc.	
3: Vehicle Brand/Type	
L: Incomplete Vehicle - Medium & Heavy Duty	
D: Incomplete Vehicle	

8: ENGINE TYPE	
B:	L96 - ENGINE GAS, 8 CYL, 6.0L, SFI, E85 MAX, IRON, GM
C:	LC8 - ENGINE LPG/CNG, 8 CYL, V8, 6.0L, SFI, GEN 1, GMNA
6:	I1B - ENGINE DIESEL, 4 CYL, 5.2L, 4HK1TC 215HP
7:	I23 - ENGINE DIESEL, 4 CYL, 3.0L, 4J1-TC 150HP

9: CHECK DIGIT	
0-9, X - Calculated by Manufacturer	

10: MODEL YEAR	
J:	2018

11: PLANT LOCATION	
S:	Charlotte, Michigan
7:	Fujisawa, Japan

12: MODEL COMBINATION	
F:	3500HD/4J1 Diesel/13,00lbs
K:	4500XD/4HK1 Diesel/16,000lbs
O:	4500HD/4HK1 Diesel/14,500lbs
3:	5500XD/4HK1 Diesel/19,500lbs
8:	3500 & 4500/Gas
9:	5500HD/4HK1 Diesel/17,950lbs

13-17: SEQUENCE NUMBER	
Positions 13 through 17 represent the number sequentially assigned by the manufacturer in the production process.	

4: GVWR/BRAKE SYSTEM/BODY STYLE			
GVW (Lbs)/ Brake System		Body Style	
		03 - Commercial Special Cutaway, Two (2) Door Cab pick-up, Motor Home Chassis	43 - Four (4) Door Crew Cab/Utility
Class 3: 10,001-14,000	Hyd.	B	B
Class 4: 14,001-16,000	Hyd.	C	C
Class 5: 16,001 - 19,500	Hyd.	E	E

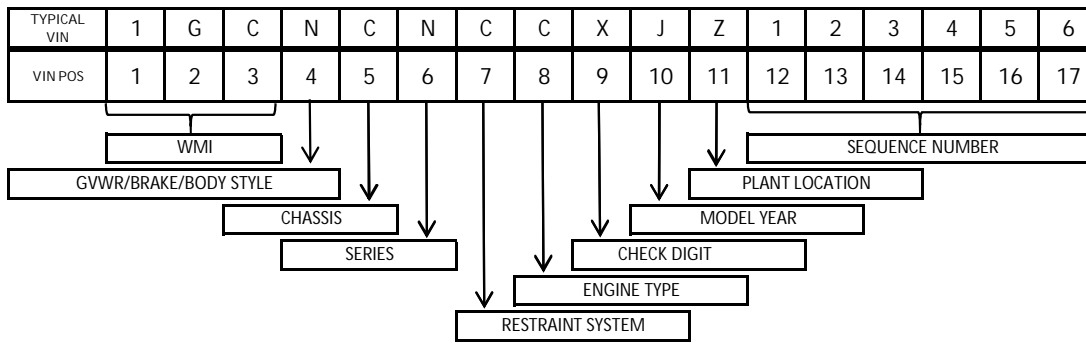
5: MAKE/SERIES	
D:	GM Chevrolet 3500 / 3500HD / 4500 / 4500HD / 4500XD
E:	GM Chevrolet 5500HD/5500XD

6: LINE/CAB TYPE	
J:	Non-Tilt Cab, BBC = 110 Inches
W:	Tilt Cab, BBC = 71 Inches

7: CHASSIS TYPE	
1:	4x2, 2 Axles, 1 Driving



# Chevrolet Silverado



**1-3: WORLD MAKE/MANUFACTURER IDENTIFIER (WMI)**

1: Region of Build	Valid Combinations
1: United States	1GB
2: Canada	1GC
3: Mexico	2GB
2: Manufacturer	2GC
G: General Motors	3GB
3: Vehicle Brand/Type	3GC
B: Chevrolet Incomplete Truck	
C: Chevrolet Truck	

**4: GVWR/BRAKE SYSTEM/BODY STYLE**

GVW (Lbs) / Brake System		Body Style		
		03 - Commercial Special Cutaway, Two (2) Door Cab pick-up, Motor Home Chassis	43 - Four (4) Door Crew Cab/Utility	53 - Extended Cab
Class E: 6,001-7,000	Hyd.	N	P	R
Class F: 7,001-8,000	Hyd.		U	V
Class H: 9,001-10,000	Hyd.	0	1	2
Class 3: 10,001-14,000	Hyd.	3	4	5

**5-6: CHASSIS/SERIES**

Book 6

- C N: 4x2, 1500 Chevrolet Silverado, Work Truck/LS/Fleet/Base
- C P: 4x2, 1500 Chevrolet Silverado, Custom
- C R: 4x2, 1500 Chevrolet Silverado, LT
- C S: 4x2, 1500 Chevrolet Silverado, LTZ
- C T: 4x2, 1500 Chevrolet Silverado, High Country
- C U: 4x2, 2500 Chevrolet Silverado, Work Truck/Fleet/Base
- C V: 4x2, 2500 Chevrolet Silverado, LT
- C W: 4x2, 2500 Chevrolet Silverado, LTZ
- C X: 4x2, 2500 Chevrolet Silverado, High Country
- C Y: 4x2, 3500 Chevrolet Silverado, Work Truck/Fleet/Base
- C Z: 4x2, 3500 Chevrolet Silverado, LT
- C O: 4x2, 3500 Chevrolet Silverado, LTZ
- C 1: 4x2, 3500 Chevrolet Silverado, High Country
- C 9: 4x2, Chevrolet Silverado/Cheyenne, (Non-US, Non-Canada)
- K N: 4x4, 1500 Chevrolet Silverado, Work Truck/LS/Fleet/Base
- K P: 4x4, 1500 Chevrolet Silverado, Custom
- K R: 4x4, 1500 Chevrolet Silverado, LT
- K S: 4x4, 1500 Chevrolet Silverado, LTZ
- K T: 4x4, 1500 Chevrolet Silverado, High Country
- K U: 4x4, 2500 Chevrolet Silverado, Work Truck/Fleet/Base
- K V: 4x4, 2500 Chevrolet Silverado, LT
- K W: 4x4, 2500 Chevrolet Silverado, LTZ

**5-6: CHASSIS/SERIES (CONTINUED)**

Book 6

- K X: 4x4, 2500 Chevrolet Silverado, High Country
- K Y: 4x4, 3500 Chevrolet Silverado, Work Truck/Fleet/Base
- K Z: 4x4, 3500 Chevrolet Silverado, LT
- K O: 4x4, 3500 Chevrolet Silverado, LTZ
- K 1: 4x4, 3500 Chevrolet Silverado, High Country
- K 9: 4x4, Chevrolet Silverado/Cheyenne, (Non-US, Non-Canada)

**7: RESTRAINT SYSTEM**

- C: AK5 - Active Manual Belts, Airbag-Driver & Passenger-Front (1st row)
- E: AYO - Active Manual Belts, Airbags-Driver & Passenger-Front (1st row), Front Seat Side (1st row), Roof Side (all seating rows)

**8: ENGINE TYPE**

- B: LC8 - ENGINE LPG/CNG, 8 CYL, V8, 6.0L, SFI, GEN 1, GMNA
- C: L83 - ENGINE GAS, 8 CYL, 5.3L, SIDI VVT, AFM, E85 MAX, ALUM, GM
- G: L96 - ENGINE GAS, 8 CYL, 6.0L, SFI, E85 MAX, IRON, GM
- H: LV3 - ENGINE GAS, 6 CYL, 4.3L, GEN 5, SIDI, V6, VVT, OHV, E85 MAX ALUM
- J: L86 - ENGINE GAS, 8 CYL, 6.2L, SIDI VVT, AFM, E85 MAX, ALUM, GM
- P: LV1 - ENGINE GAS, 6 CYL, 4.3L, SIDI, V6, VVT, E85 MAX, IRON
- R: L8B - ENGINE GAS, 8 CYL, 5.3L, V8, BAS 3, ALUM, GEN 5
- Y: L5P - ENGINE DIESEL, 8 CYL, 6.6L, DI, V8, TURBO, DURAMAX, GEN 5 VAR. 1

**9: CHECK DIGIT**

0-9, X - Calculated by POMS

**10: MODEL YEAR**

J: 2018

**11: PLANT LOCATION**

When VIN position 1 is "1" (USA):

- F: Flint
- Z: Fort Wayne

When VIN position 1 is "2" (Canada):

- 1: Oshawa #2 (OST)

When VIN position 1 is "3" (Mexico):

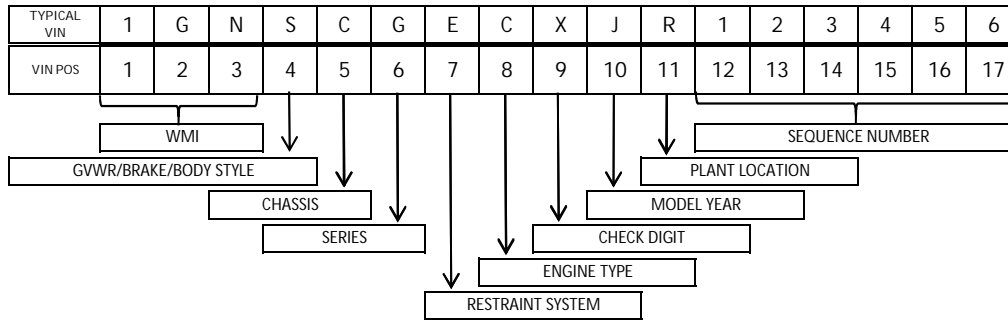
- G: Silao

**12-17: SEQUENCE NUMBER**

Positions 12 through 17 represent the number sequentially assigned by the manufacturer in the production process.



**Chevrolet Suburban**



1-3: WORLD MAKE/MANUFACTURER IDENTIFIER (WMI)	
1: Region of Build	1: United States
2: Manufacturer	G: General Motors
3: Vehicle Brand/Type	N: Chevrolet MPV

7: RESTRAINT SYSTEM	
E:	AYO - Active Manual Belts, Airbags-Driver & Passenger-Front (1st row), Front Seat Side (1st row), Roof Side (all seating rows)
K:	AYQ - Active Manual Belts, Airbag - Driver & Passenger - Front (1st row) , Front Seat Side (1st Row), Front Inboard Seat Side (1st row), Roof Side (all seating rows)

4: GVWR/BRAKE SYSTEM/BODY STYLE		
		Body Style
GVW (Lbs)/ Brake System		05/06 - Cargo Van/Four (4) Door Cab/Utility, Passenger Van
Class F: 7,001-8,000	Hyd.	S
Class 3: 10,001 - 14,000	Hyd.	8

8: ENGINE TYPE	
C:	L83 - ENGINE GAS, 8 CYL, 5.3L, SIDI VVT, AFM, E85 MAX, ALUM, GM
G:	L96 - ENGINE GAS, 8 CYL, 6.0L, SFI, E85 MAX, IRON, GM

9: CHECK DIGIT	
0-9, X - Calculated by POMS	

5-6: CHASSIS/SERIES	
<u>Book 6</u>	
C G:	4x2, Chevrolet Suburban LS
C H:	4x2, Chevrolet Suburban LT
C J:	4x2, Chevrolet Suburban Premier
C K:	4x2, Chevrolet Suburban FL
C 8:	4x2, Chevrolet Suburban, (Non-US, Non-Canada)
K G:	4x4, Chevrolet Suburban LS
K H:	4x4, Chevrolet Suburban LT
K J:	4x4, Chevrolet Suburban Premier
K K:	4x4, Chevrolet Suburban FL
K L:	4x4, Chevrolet Suburban HD LS
K M:	4x4, Chevrolet Suburban HD LT
K 8:	4x4, Chevrolet Suburban, (Non-US, Non-Canada)

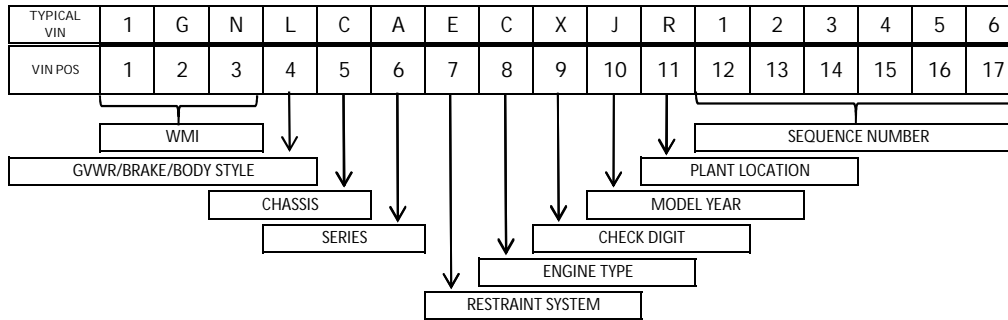
10: MODEL YEAR	
J:	2018

11: PLANT LOCATION	
When VIN position 1 is "1" (USA):	
R:	Arlington

12-17: SEQUENCE NUMBER	
Positions 12 through 17 represent the number sequentially assigned by the manufacturer in the production process.	



### Chevrolet Tahoe



1-3: WORLD MAKE/MANUFACTURER IDENTIFIER (WMI)	
1: Region of Build	1: United States
2: Manufacturer	G: General Motors
3: Vehicle Brand/Type	N: Chevrolet MPV

7: RESTRAINT SYSTEM	
E:	AYO - Active Manual Belts, Airbags-Driver & Passenger-Front (1st row), Front Seat Side (1st row), Roof Side (all seating rows)
K:	AYQ - Active Manual Belts, Airbag - Driver & Passenger - Front (1st row), Front Seat Side (1st Row), Front Inboard Seat Side (1st row), Roof Side (all seating rows)

4: GVWR/BRAKE SYSTEM/BODY STYLE		
GVW (Lbs)/ Brake System	Body Style	
	05/06 - Cargo Van/Four (4) Door Cab/Utility, Passenger Van	
Class E: 6,001-7,000	Hyd.	L
Class F: 7,001-8,000	Hyd.	S

8: ENGINE TYPE	
C:	L83 - ENGINE GAS, 8 CYL, 5.3L, SIDI VVT, AFM, E85 MAX, ALUM, GM
J:	L86 - ENGINE GAS, 8 CYL, 6.2L, SIDI VVT, AFM, E85 MAX, ALUM, GM

5-6: CHASSIS/SERIES	
<u>Book 6</u>	
C A:	4x2, Chevrolet Tahoe, LS
C B:	4x2, Chevrolet Tahoe, LT
C C:	4x2, Chevrolet Tahoe, Premier
C D:	4x2, Chevrolet Tahoe, Police Vehicle
C E:	4x2, Chevrolet Tahoe, FL
C 7:	4x2, Chevrolet Tahoe, (Non-US, Non-Canada)
K A:	4x4, Chevrolet Tahoe, LS
K B:	4x4, Chevrolet Tahoe, LT
K C:	4x4, Chevrolet Tahoe, Premier
K D:	4x4, Chevrolet Tahoe, Police Vehicle
K E:	4x4, Chevrolet Tahoe, FL
K F:	4x4, Chevrolet Tahoe, Special Services Vehicle
K 7:	4x4, Chevrolet Tahoe, (Non-US, Non-Canada)

9: CHECK DIGIT	
0-9, X - Calculated by POMS	

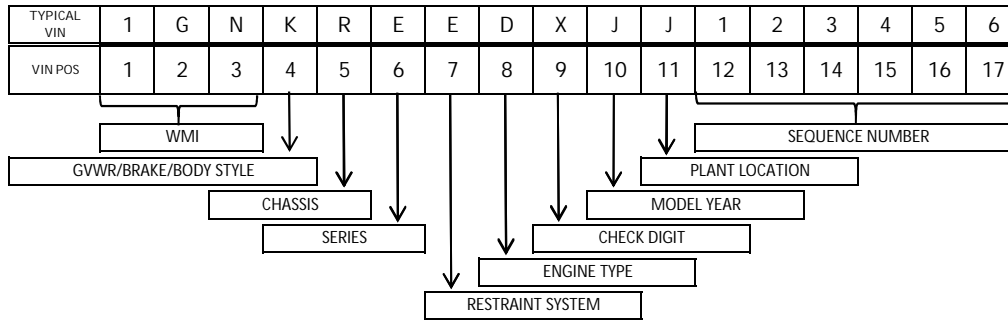
10: MODEL YEAR	
J:	2018

11: PLANT LOCATION	
<u>When VIN position 1 is "1" (USA):</u>	
R:	Arlington

12-17: SEQUENCE NUMBER	
Positions 12 through 17 represent the number sequentially assigned by the manufacturer in the production process.	



### Chevrolet Traverse



1-3: WORLD MAKE/MANUFACTURER IDENTIFIER (WMI)	
1: Region of Build	1: United States
2: Manufacturer	G: General Motors
3: Vehicle Brand/Type	N: Chevrolet MPV

7: RESTRAINT SYSTEM	
K:	AYQ - Active Manual Belts, Airbag - Driver & Passenger - Front (1st row) , Front Seat Side (1st Row), Front Inboard Seat Side (1st row), Roof Side (all seating rows)

4: GVWR/BRAKE SYSTEM/BODY STYLE		
GVW (Lbs)/ Brake System	Body Style	
	56 - Four (4) Door Cab/Utility Extended	
Class E: 6,001-7,000	Hyd.	E

8: ENGINE TYPE	
W:	LFY - ENGINE GAS, 6CYL, V6, 3.6L, SIDI, DOHC, ATSS, GEN 1

9: CHECK DIGIT	
0-9, X	- Calculated by POMS

10: MODEL YEAR	
J:	2018

5-6: CHASSIS/SERIES	
<u>Book N</u>	
R E:	Chevrolet Traverse L FWD
R F:	Chevrolet Traverse LS FWD
R G:	Chevrolet Traverse LT Cloth
R H:	Chevrolet Traverse LT Leather
R K:	Chevrolet Traverse Premier
R L:	Chevrolet Traverse LS FL
R M:	Chevrolet Traverse LT FL
R 8:	Chevrolet Traverse FWD (Non-US, Non-Canada)
V F:	Chevrolet Traverse LS AWD
V G:	Chevrolet Traverse LT Cloth AWD
V H:	Chevrolet Traverse LT Leather AWD
V J:	Chevrolet Traverse Premier AWD
V K:	Chevrolet Traverse High Country AWD
V L:	Chevrolet Traverse LS FL AWD
V M:	Chevrolet Traverse LT FL AWD
V 8	Chevrolet Traverse AWD (Non-US, Non-Canada)

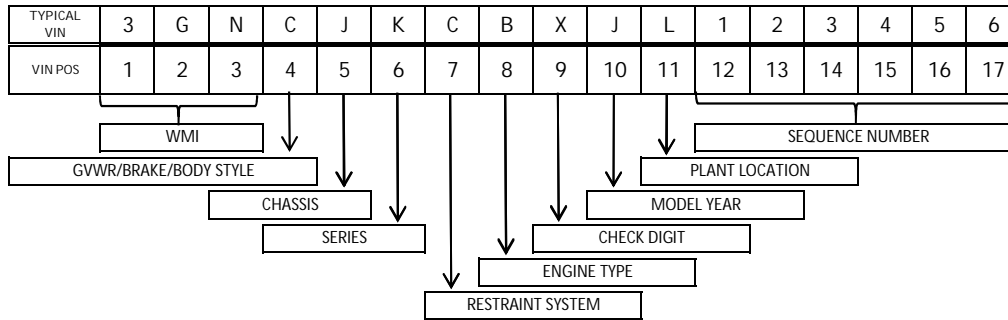
11: PLANT LOCATION	
When VIN position 1 is "1" (USA):	
J:	Lansing - Delta Township

12-17: SEQUENCE NUMBER	
Positions 12 through 17 represent the number sequentially assigned by the manufacturer in the production process.	





### Chevrolet Trax/Tracker



1-3: WORLD MAKE/MANUFACTURER IDENTIFIER (WMI)	
1: Region of Build	Valid Combinations
3: Mexico	3GN
K: South Korea	KL7
2: Manufacturer	
G: General Motors	
L: GM Korea	
3: Vehicle Brand/Type	
N: Chevrolet MPV	
7: Chevrolet MPV (Korea)	

4: GVWR/BRAKE SYSTEM/BODY STYLE		
GVW (Lbs)/ Brake System	Body Style	
Class C: 4,001-5,000	Hyd.	76 - Four (4) Door Utility
		C

5-6: CHASSIS/SERIES	
<b>Book J</b>	
J K:	Chevrolet Trax, LS FWD
J L:	Chevrolet Trax, 1LT FWD
J M:	Chevrolet Trax, Premier FWD
J N:	Chevrolet Trax, LS AWD
J P:	Chevrolet Trax, 1LT AWD
J R:	Chevrolet Trax, Premier AWD
J 7:	Chevrolet Trax, Mexico Only (Non-US, Non-Canada)
J 8:	Chevrolet Tracker, (Non-US, Non-Canada, Non-Mexico)

7: RESTRAINT SYSTEM	
C:	ADL - Active Manual Belts, Airbag-Driver & Passenger-Front (1st row)
E:	AYC/AYO - Active Manual Belts, Airbags-Driver & Passenger-Front (1st row), Front Seat Side (1st row), Roof Side (all seating rows)
S:	AYF - Active Manual Belts, Airbags - Driver & Passenger Front (1st row), Front Seat Side (1st row) & Rear Seat Side (2nd row), Roof Side (all seating rows), Driver & Passenger knee (1st row)

8: ENGINE TYPE	
B:	LUV - ENGINE GAS, 4 CYL, 1.4L, MFI, DOHC, TURBO, VVT, ALUM, GME E85 MAX
E:	2HO - ENGINE GAS, 4 CYL, 1.8L, MFI, 103KW, DOHC
Z:	LEX - ENGINE GAS, 4 CYL, L4, 1.4L, DI, DOHC, VVT, ALUM, TURBO GEN 1, VAR 1

9: CHECK DIGIT	
0-9, X - Calculated by POMS	

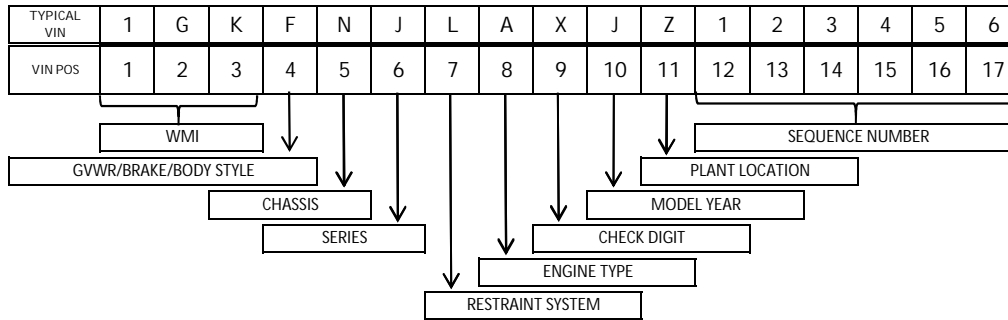
10: MODEL YEAR	
J:	2018

11: PLANT LOCATION	
When VIN position 1 is "3" (Mexico):	
L:	San Luis Potosi
When VIN position 1 is "K" (S. Korea):	
B:	Bupyeong

12-17: SEQUENCE NUMBER	
Positions 12 through 17 represent the number sequentially assigned by the manufacturer in the production process.	



GMC Acadia



**1-3: WORLD MAKE/MANUFACTURER IDENTIFIER (WMI)**

1: Region of Build  
 1: United States

2: Manufacturer  
 G: General Motors

3: Vehicle Brand/Type  
 K: GMC MPV

**4: GVWR/BRAKE SYSTEM/BODY STYLE**

GVW (Lbs)/ Brake System	Body Style	
	26- Four (4) Door Cab/Utility	
Class D: 5,001-6,000	Hyd.	F
Class E: 6001-7000	Hyd.	K

**5-6: CHASSIS/SERIES**

Book N

N	J:	GMC Acadia, SL (1SV) FWD
N	K:	GMC Acadia, SLE 1 FWD
N	L:	GMC Acadia, SLE 2 FWD
N	M:	GMC Acadia, SLT 1 FWD
N	N:	GMC Acadia, SLT 2 FWD
N	P:	GMC Acadia, Denali FWD
N	R:	GMC Acadia, SLE 1 AWD
N	S:	GMC Acadia, SLE 2 AWD
N	T:	GMC Acadia, All Terrain 1 AWD
N	U:	GMC Acadia, SLT 1 AWD
N	V:	GMC Acadia, All Terrain 2 AWD
N	W:	GMC Acadia, SLT 2 AWD
N	X:	GMC Acadia, Denali AWD
N	8:	GMC Acadia (Non-US, Non-Canada)

**7: RESTRAINT SYSTEM**

L: AYY - Active Manual Belts, Airbag - Driver & Passenger - Front (1st row) , Front Seat Side (1st Row), Front Inboard Seat Side (1st row), Roof Side (all seating rows), Driver Knee

**8: ENGINE TYPE**

A: LCV - ENGINE GAS, 4 CYL, 2.5L, L4, SIDI, DOHC, DCVCP, VVT, E85 MAX , E0-E100, ALUM

S: LGX - ENGINE GAS, 6 CYL, 3.6L, V6, DI, DOHC, VVT, ALUM, GEN 2

**9: CHECK DIGIT**

0-9, X - Calculated by POMS

**10: MODEL YEAR**

J: 2018

**11: PLANT LOCATION**

When VIN position 1 is "1" (USA):

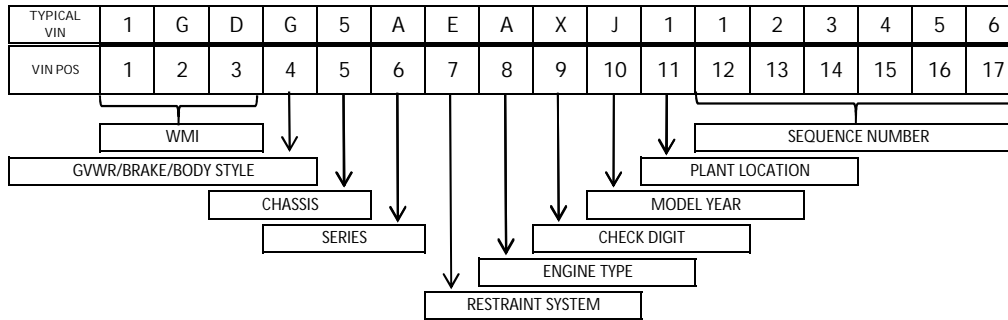
Z: Springhill

**12-17: SEQUENCE NUMBER**

Positions 12 through 17 represent the number sequentially assigned by the manufacturer in the production process.



GMC Canyon



**1-3: WORLD MAKE/MANUFACTURER IDENTIFIER (WMI)**

1: Region of Build	Valid Combinations
1: United States	1GD
2: Manufacturer	1GT
G: General Motors	
3: Vehicle Brand/Type	
D: GMC Incomplete Truck	
T: GMC Truck	

**7: RESTRAINT SYSTEM**

E: AYO - Active Manual Belts, Airbags-Driver & Passenger-Front (1st row), Front Seat Side (1st row), Roof Side (all seating rows)
---

**8: ENGINE TYPE**

A: LCV - ENGINE GAS, 4 CYL, 2.5L, L4, SIDI, DOHC, DCVCP, VVT, E85 MAX, E0-E100, ALUM
N: LGZ - ENGINE GAS, 6CYL, 3.6L, V6, DI, DOHC, VVT, ALUM, VAR2, GEN 2
1: LWN - ENGINE DIESEL, 2.8L, DI, L4, DOHC, TURBO, XLDE

**4: GVWR/BRAKE SYSTEM/BODY STYLE**

GVW (Lbs) / Brake System	Body Style	
	43 - Four (4) Door Crew Cab/Utility	53 - Extended Cab
Class D: 5,001-6,000 Hyd.	G	H
Class E: 6,001-7,000 Hyd.	P	R

**9: CHECK DIGIT**

0-9, X - Calculated by POMS
-----------------------------

**10: MODEL YEAR**

J: 2018
---------

**5-6: CHASSIS/SERIES**

Book 52

5	A: GMC Canyon, Base 2WD
5	B: GMC Canyon, Work Truck 2WD
5	C: GMC Canyon, SLE 2WD
5	D: GMC Canyon, SLT 2WD
5	E: GMC Canyon, Denali 2WD
6	B: GMC Canyon, Work Truck 4WD
6	C: GMC Canyon, SLE 4WD
6	D: GMC Canyon, SLT 4WD
6	E: GMC Canyon, Denali 4WD

**11: PLANT LOCATION**

When VIN position 1 is "1" (USA):

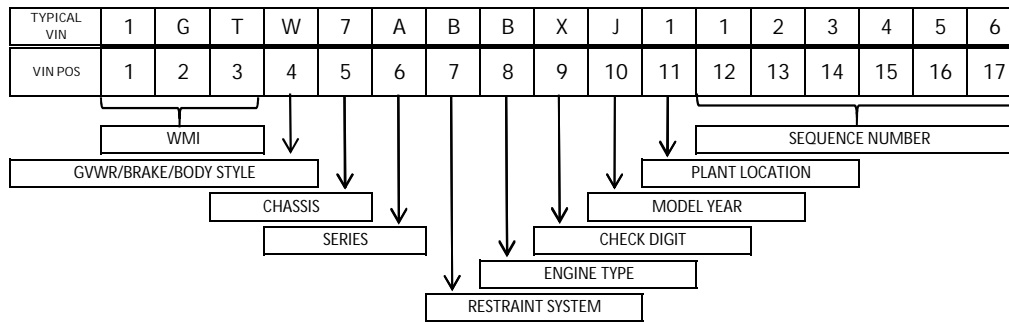
1: Wentzville
---------------

**12-17: SEQUENCE NUMBER**

Positions 12 through 17 represent the number sequentially assigned by the manufacturer in the production process.



GMC Savana



1-3: WORLD MAKE/MANUFACTURER IDENTIFIER (WMI)	
1: Region of Build	Valid Combinations
1: United States	1GD
7: United States	1GJ
2: Manufacturer	1GT
G: General Motors	7GZ (Navistar Only)
G: Navistar Inc. (7GZ Only)	
3: Vehicle Brand/Type	
D: GMC Incomplete Truck	
J: GMC Bus (Non School Bus)	
T: GMC Truck	
Z: GMC Incomplete Truck (Navistar Only)	

7: RESTRAINT SYSTEM	
B:	AJ3 - Active Manual Belts, Airbag - Driver only - Front
C:	AK5 - Active Manual Belts, Airbag-Driver & Passenger-Front (1st row)
F:	(AK5&ASF) - Active Manual Belts, Airbags-Driver & Passenger - Front (1st row), Front Seat Side (1st row), Roof Side (All seating rows for vehicles with 3 or fewer seating rows; 1st, 2nd and 3rd row for vehicles with 4 or more seating rows)
H:	(AJ3&ASF) -Active Manual Belts, Airbag - Driver only - Front, Front Seat Side (1st row), Roof Side (All seating rows for vehicles with 3 or fewer seating rows; 1st, 2nd and 3rd row for vehicles with 4 or more seating rows)

4: GVWR/BRAKE SYSTEM/BODY STYLE			
GVW (Lbs) / Brake System		Body Style	
		05/06 - Cargo Van/Four (4) Door Cab/Utility, Passenger Van	03 - Commercial Special Cutaway, Two (2) Door Cab pick-up, Motor Home Chassis
Class G: 8,001-9,000	Hyd.	W	Y
Class H: 9,001-10,000	Hyd.	Z	0
Class 3: 10,001-14,000	Hyd.		3
Class 4: 14,001-16,000	Hyd.		6

8: ENGINE TYPE	
B:	LC8 - ENGINE FLEXIBLE FUEL, (CNG/LPG), 8 CYL, V8, 6.0L, SFI
G:	L96 - ENGINE FLEXIBLE FUEL, (GAS/ETHANOL), 8 CYL, 6.0L, SFI IRON
P:	LV1 - ENGINE GAS, 6 CYL, 4.3L, SIDI, V6, VVT, E85 MAX, IRON
1:	LWN - ENGINE DIESEL, 2.8L, DI, L4, DOHC, TURBO, XLDE

9: CHECK DIGIT	
0-9, X	- Calculated by POMS

10: MODEL YEAR	
J:	2018

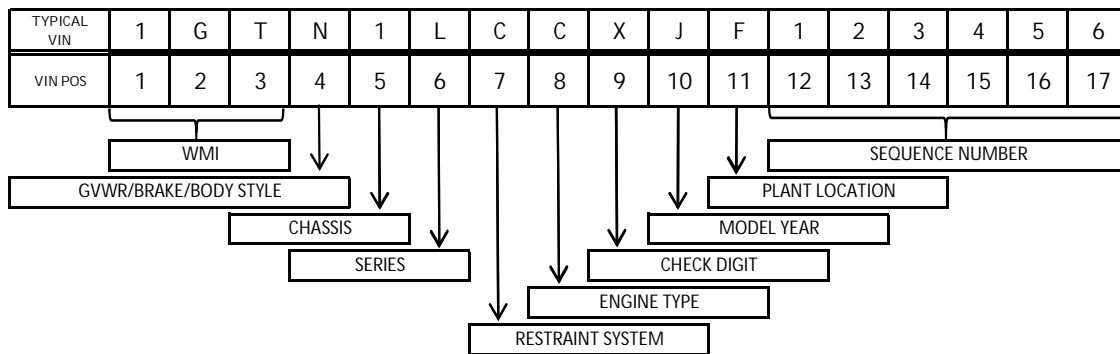
11: PLANT LOCATION	
When VIN position 1 is "1" (USA):	
1:	Wentzville
N:	Springfield

5-6: CHASSIS/SERIES	
<b>Book 8</b>	
7 A:	GMC Savana 2500 Cargo
7 B:	GMC Savana 2500 Cargo Ext
7 E:	GMC Savana 2500 Passenger LS
7 F:	GMC Savana 2500 Passenger LT
7 G:	GMC Savana 3500 Cargo
7 H:	GMC Savana 3500 Cargo Ext
7 L:	GMC Savana 3500 Passenger LS
7 M:	GMC Savana 3500 Passenger LT
7 N:	GMC Savana 3500 Passenger LS Ext
7 P:	GMC Savana 3500 Passenger LT Ext
7 R:	GMC Savana 3500 Cutaway 139" Wheelbase
7 S:	GMC Savana 3500 Cutaway 159" Wheelbase
7 T:	GMC Savana 3500 Cutaway 177" Wheelbase
7 U:	GMC Savana 4500 Cutaway 159" Wheelbase
7 V:	GMC Savana 4500 Cutaway 177" Wheelbase
7 9:	GMC Savana, (Non-US, Non-Canada)

12-17: SEQUENCE NUMBER	
Positions 12 through 17 represent the number sequentially assigned by the manufacturer in the production process.	



### GMC Sierra



1-3: WORLD MAKE/MANUFACTURER IDENTIFIER (WMI)	
1: Region of Build	Valid Combinations
1: United States	1GT
2: Canada	1GD
3: Mexico	2GT
2: Manufacturer	2GD
G: General Motors	3GT
3: Vehicle Brand/Type	3GD
T: GMC Truck	
D: GMC Incomplete	

5-6: CHASSIS/SERIES	
<b>Book 6</b>	
2 U:	4x4, 2500 GMC Sierra Denali
2 V:	4x4, 3500 GMC Sierra Fleet/Base
2 W:	4x4, 3500 GMC Sierra SLE
2 X:	4x4, 3500 GMC Sierra SLT
2 Y:	4x4, 3500 GMC Sierra Denali
2 9:	4x4, GMC Sierra (Non-US, Non-Canada)

4: GVWR/BRAKE SYSTEM/BODY STYLE				
GVW (Lbs)/ Brake System		Body Style		
		03 - Commercial Special Cutaway, Two (2) Door Cab pick-up, Motor Home Chassis	43 - Four (4) Door Crew Cab/Utility	53 - Extended Cab
Class E: 6,001-7,000	Hyd.	N	P	R
Class F: 7,001-8,000	Hyd.		U	V
Class H: 9,001-10,000	Hyd.	0	1	2
Class 3: 10,001-14,000	Hyd.	3	4	5

7: RESTRAINT SYSTEM	
C:	AK5 - Active Manual Belts, Airbag-Driver & Passenger-Front (1st row)
E:	AY0 - Active Manual Belts, Airbags-Driver & Passenger-Front (1st row), Front Seat Side (1st row), Roof Side (all seating rows)

5-6: CHASSIS/SERIES	
<b>Book 6</b>	
1 L:	4x2, 1500 GMC Sierra Fleet/Base
1 M:	4x2, 1500 GMC Sierra SLE
1 N:	4x2, 1500 GMC Sierra SLT
1 P:	4x2, 1500 GMC Sierra Denali
1 R:	4x2, 2500 GMC Sierra Fleet/Base
1 S:	4x2, 2500 GMC Sierra SLE
1 T:	4x2, 2500 GMC Sierra SLT
1 U:	4x2, 2500 GMC Sierra Denali
1 V:	4x2, 3500 GMC Sierra Fleet/Base
1 W:	4x2, 3500 GMC Sierra SLE
1 X:	4x2, 3500 GMC Sierra SLT
1 Y:	4x2, 3500 GMC Sierra Denali
1 9:	4x2, GMC Sierra (Non-US, Non-Canada)
2 L:	4x4, 1500 GMC Sierra Fleet/Base
2 M:	4x4, 1500 GMC Sierra SLE
2 N:	4x4, 1500 GMC Sierra SLT
2 P:	4x4, 1500 GMC Sierra Denali
2 R:	4x4, 2500 GMC Sierra Fleet/Base
2 S:	4x4, 2500 GMC Sierra SLE
2 T:	4x4, 2500 GMC Sierra SLT

8: ENGINE TYPE	
B:	LC8 - ENGINE LPG/CNG, 8 CYL, V8, 6.0L, SFI, GEN 1, GMNA
C:	L83 - ENGINE GAS, 8 CYL, 5.3L, SIDI VVT, AFM, E85 MAX, ALUM, GM
G:	L96 - ENGINE GAS, 8 CYL, 6.0L, SFI, E85 MAX, IRON, GM
H:	LV3 - ENGINE GAS, 6 CYL, 4.3L, GEN 5, SIDI, V6, VVT, OHV, E85 MAX ALUM
J:	L86 - ENGINE GAS, 8 CYL, 6.2L, SIDI VVT, AFM, E85 MAX, ALUM, GM
P:	LV1 - ENGINE GAS, 6 CYL, 4.3L, SIDI, V6, VVT, E85 MAX, IRON
R:	L8B - ENGINE GAS, 8 CYL, 5.3L, V8, BAS 3, ALUM, GEN 5
Y:	L5P - ENGINE DIESEL, 8 CYL, 6.6L, DI, V8, TURBO, DURAMAX, GEN 5 VAR. 1

9: CHECK DIGIT	
0-9, X - Calculated by POMS	

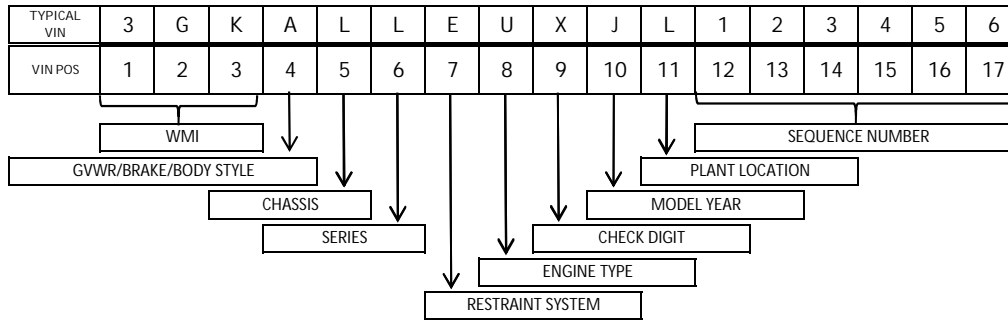
10: MODEL YEAR	
J:	2018

11: PLANT LOCATION	
<u>When VIN position 1 is "1" (USA):</u>	
F:	Flint
Z:	Fort Wayne
<u>When VIN position 1 is "2" (Canada):</u>	
1:	Oshawa #2 (OST)
<u>When VIN position 1 is "3" (Mexico):</u>	
G:	Silao

12-17: SEQUENCE NUMBER	
Positions 12 through 17 represent the number sequentially assigned by the manufacturer in the production process.	



GMC Terrain



**1-3: WORLD MAKE/MANUFACTURER IDENTIFIER (WMI)**

1: Region of Build  
3: Mexico

2: Manufacturer  
G: General Motors

3: Vehicle Brand/Type  
K: GMC MPV

**4: GVWR/BRAKE SYSTEM/BODY STYLE**

GVW (Lbs)/ Brake System	Body Style
Class C: 4,001-5,000	26- Four (4) Door Cab/Utility
Hyd.	A

**5-6: CHASSIS/SERIES**

Book X

- L L: GMC Terrain SL FWD
- L M: GMC Terrain SLE FWD
- L N: GMC Terrain SLE FWD Diesel
- L P: GMC Terrain SLT FWD
- L R: GMC Terrain SLT FWD Diesel
- L S: GMC Terrain Denali FWD
- L T: GMC Terrain SLE AWD
- L U: GMC Terrain SLE AWD Diesel
- L V: GMC Terrain SLT AWD
- L W: GMC Terrain SLT AWD Diesel
- L X: GMC Terrain Denali AWD
- L 8: GMC Terrain (Export only)

**7: RESTRAINT SYSTEM**

E: AYO - Active Manual Belts, Airbags-Driver & Passenger-Front (1st row), Front Seat Side (1st row), Roof Side (all seating rows)

**8: ENGINE TYPE**

U: LH7 - ENGINE DIESEL, UREA, 4 CYL, 1.6L, L4, CRI, DOHC, VGT, ALUM

V: LYX - ENGINE GAS, 4 CYL, L4, 1.5L, DI, DOHC, VVT, FGT, TURBO, ALUM, GEN 1

X: LTG - ENGINE GAS, 4 CYL, 2.0L, SIDI, L4, ALUM DOHC, VVT, DCVCP TURBO, EO-E100, ALUM

**9: CHECK DIGIT**

0-9, X - Calculated by POMS

**10: MODEL YEAR**

J: 2018

**11: PLANT LOCATION**

When VIN position 1 is "3" (Mexico):

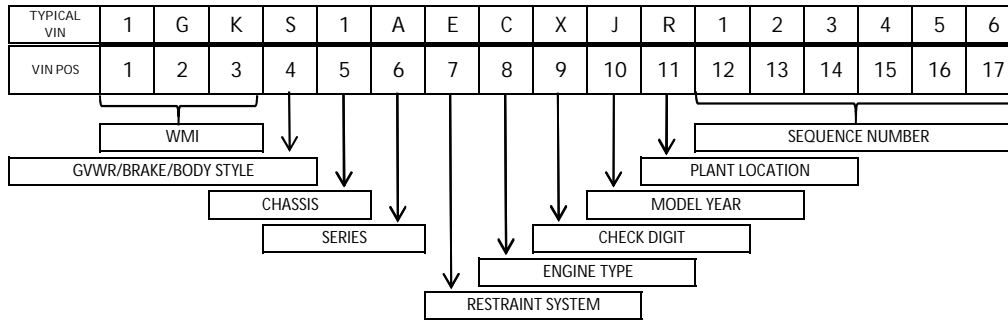
L: San Luis Potosi

**12-17: SEQUENCE NUMBER**

Positions 12 through 17 represent the number sequentially assigned by the manufacturer in the production process.



GMC Yukon



**1-3: WORLD MAKE/MANUFACTURER IDENTIFIER (WMI)**

1: Region of Build	1: United States
2: Manufacturer	G: General Motors
3: Vehicle Brand/Type	K: GMC MPV

**7: RESTRAINT SYSTEM**

E:	AYO - Active Manual Belts, Airbags-Driver & Passenger-Front (1st row), Front Seat Side (1st row), Roof Side (all seating rows)
K:	AYQ - Active Manual Belts, Airbag - Driver & Passenger - Front (1st row) , Front Seat Side (1st Row), Front Inboard Seat Side (1st row), Roof Side (all seating rows)

**4: GVWR/BRAKE SYSTEM/BODY STYLE**

GVW (Lbs) / Brake System	Body Style
Class F: 7,001-8,000	05/06 - Cargo Van/Four (4) Door Cab/Utility, Passenger Van
Hyd.	S

**8: ENGINE TYPE**

C:	L83 - ENGINE GAS, 8 CYL, 5.3L, SIDI VVT, AFM, E85 MAX, ALUM, GM
J:	L86 - ENGINE GAS, 8 CYL, 6.2L, SIDI VVT, AFM, E85 MAX, ALUM

**5-6: CHASSIS/SERIES**

Book 6

1	A:	4x2, GMC Yukon SLE
1	B:	4x2, GMC Yukon SLT
1	C:	4x2, GMC Yukon Denali
1	7:	4x2, GMC Yukon, (Non-US, Non-Canada)
1	F:	4x2, GMC Yukon XL SLE
1	G:	4x2, GMC Yukon XL SLT
1	H:	4x2, GMC Yukon XL Denali
1	8:	4x2, GMC Yukon XL, (Non-US, Non-Canada)
2	A:	4x4, GMC Yukon SLE
2	B:	4x4, GMC Yukon SLT
2	C:	4x4, GMC Yukon Denali
2	7:	4x4, GMC Yukon, (Non-US, Non-Canada)
2	F:	4x4, GMC Yukon XL SLE
2	G:	4x4, GMC Yukon XL SLT
2	H:	4x4, GMC Yukon XL Denali
2	8:	4x4, GMC Yukon XL, (Non-US, Non-Canada)

**9: CHECK DIGIT**

0-9, X	- Calculated by POMS
--------	----------------------

**10: MODEL YEAR**

J:	2018
----	------

**11: PLANT LOCATION**

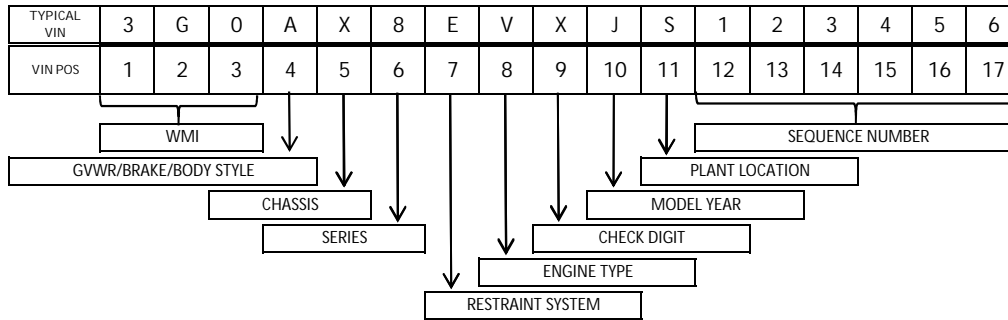
When VIN position 1 is "1" (USA):	
R:	Arlington

**12-17: SEQUENCE NUMBER**

Positions 12 through 17 represent the number sequentially assigned by the manufacturer in the production process.
---



## Holden Equinox



1-3: WORLD MAKE/MANUFACTURER IDENTIFIER (WMI)	
1: Region of Build	3: Mexico
2: Manufacturer	
G: General Motors	
3: Vehicle Brand/Type	
0: Holden MPV	

8: ENGINE TYPE	
V: LYX - ENGINE GAS, 4 CYL, L4, 1.5L, DI, DOHC, VVT, FGT, TURBO, ALUM, GEN 1	
X: LTG - ENGINE GAS, 4 CYL, 2.0L, SIDI, L4, ALUM DOHC, VVT, DCVCP TURBO, E0-E100, ALUM	
8: LVL - ENGINE DIESEL, 4 CYL, 1.6L, CRI, DOHC, VGT, 103KW	

4: GVWR/BRAKE SYSTEM/BODY STYLE	
GVW (Lbs)/ Brake System	Body Style
Class C: 4,001-5,000	26- Four (4) Door Cab/Utility
Hyd.	A

9: CHECK DIGIT	
0-9, X - Calculated by POMS	

5-6: CHASSIS/SERIES	
Book X	
X	7 Holden Equinox (Non-US, Non-Canada)

10: MODEL YEAR	
J:	2018

7: RESTRAINT SYSTEM	
E: AYC - Active Manual Belts, Airbags-Driver & Passenger-Front (1st row), Front Seat Side (1st row), Roof Side (all seating rows)	

11: PLANT LOCATION	
When VIN position 1 is "3" (Mexico):	
S:	Ramos Arizpe

12-17: SEQUENCE NUMBER	
Positions 12 through 17 represent the number sequentially assigned by the manufacturer in the production process.	